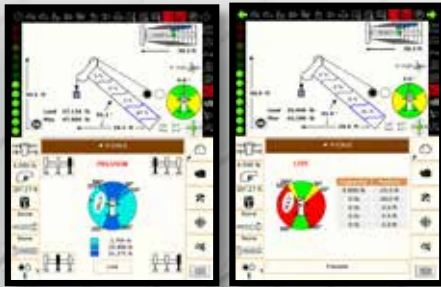


## Take control with Link-Belt Pulse 2.0 RCL system



- 10" full color touch screen display
- Integrated RCL & ECM data
- Advanced diagnostics and monitoring features
- WiFi enabled for software updates
- Operator customizable
- Link-Belt designed and maintained
- Telematics

## V-CALC | Variable outrigger positions



### Safe, simple, and easy to understand!

- Real-time 360° Charts
- Integrated RCL
- User friendly interface
- Live preview mode
- Incorporated swing arrest
- 81 outrigger combinations

# 120|RT

Rough Terrain Crane 120-ton | 110 mt

## Remarkable control, reliability and capacity performance

- ✓ 38.3' - 164.1' | 11.6 - 50.0 m SIX SECTION PIN & LATCH BOOM
- ✓ 35'-58' | 10.7 - 17.7 m TWO PIECE OFFSETTABLE FLY
- ✓ TWO 16' | 4.9 m LATTICE BOOM EXTENSIONS
- ✓ 262' | 79.8 m MAXIMUM TIP HEIGHT
- ✓ BOOM LENGTH AND CAPACITY OUTREACHES/OUTLIFTS ALL COMPETITION
- ✓ SIMPLE OPERATION – 4 BOOM EXTEND MODES
- ✓ LINK-BELT PULSE 2.0 – TOTAL CRANE OPERATING SYSTEM WITH V-CALC AND TELEMATICS
- ✓ FULL LED LIGHTING PACKAGE WITH 3 ON-BOARD CAMERAS
- ✓ TRANSPORTS AT UNDER 95,000 LBS | 43 091 KG WITHOUT COUNTERWEIGHT
- ✓ LATEST, SIMPLE, ONE-MAN FLY ERECTION TECHNOLOGY MINIMIZES WORK-AT-HEIGHT!



# Link-Belt®

## C R A N E S



Lexington, Kentucky | [www.linkbelt.com](http://www.linkbelt.com)

# 120|RT

120-ton | 110 mt  
Rough Terrain Crane


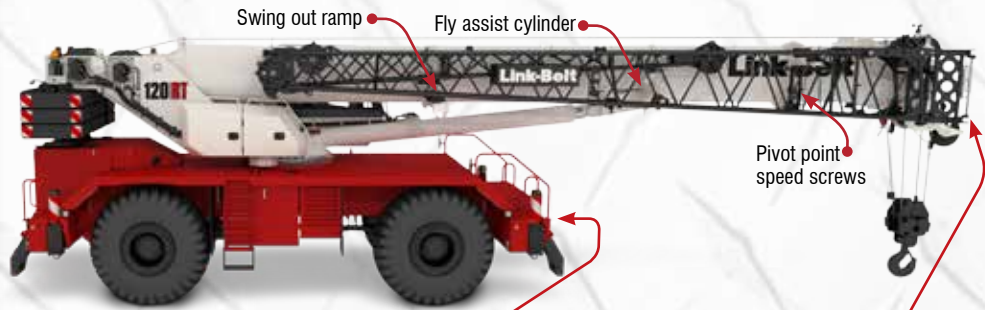
**Service and maintenance just got easier!**

- ✓ 24 VOLT ELECTRICAL SYSTEM
- ✓ CENTRALIZED GREASE BANK AND PRESSURE CHECKS
- ✓ MULTIPLEXING CAN-BUS ELECTRICAL NETWORK
- ✓ GREASELESS FOUR-LINK CARRIER SUSPENSION
- ✓ REMOTE MOUNTED TRANSMISSION OIL, ENGINE OIL, AND FUEL FILTERS



## Centralized pressure check and grease bank

Allows operator to check six pressures and grease three different points from one centralized location on the upper frame. Boom foot pins, head machinery sheaves, and cab tilt cylinder are also greaseless



## Transport weight of less than 95,000 lbs | 43 091 kg includes:

- ✓ MAIN & AUX WINCHES WITH WIRE ROPE & CABLE FOLLOWERS
- ✓ 35'-58' | 10.7-17.7 m 2-PIECE FLY STOWED
- ✓ 60 TON HOOK BLOCK
- ✓ 10 TON HOOK BALL
- ✓ AUX LIFTING SHEAVE
- ✓ FULL TANK OF FUEL

## Operator's cab features

- 0-20° tilting cab
- Extra large windows throughout provide 20% more visibility
- Internal rated capacity limiter light bar
- Integrated air conditioning with automatic temperature control
- New single and dual axis electronic controllers

## Latest, simple, one-man fly erection technology minimizes work-at-height!

- One man operation
- Swing around at 0°
- Minimal ladder climbs
- Control fly assist and boom hoist cylinder from the ground
- Pivot-point & boom head speed screws



# Link-Belt

C R A N E S

Link-Belt Construction Equipment Company - Lexington, Kentucky  
www.linkbelt.com

© Link-Belt is a registered trademark. Copyright 2019. All rights reserved.  
We reserve the right to change designs and specifications at any time.  
Litho in U.S.A. 3167 2/19 #4557